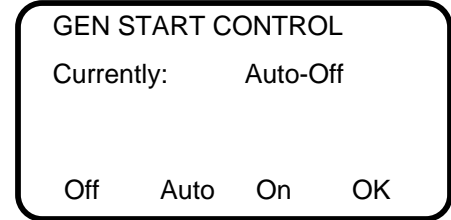


To access generator control: Press AC IN button until you see this screen:



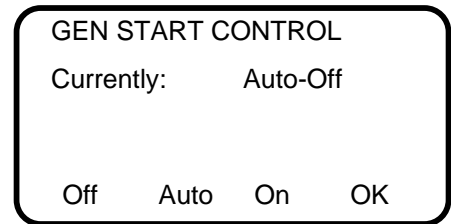
AC IN



Make certain the screen looks exactly like this or you could change a setting you don't want to change!

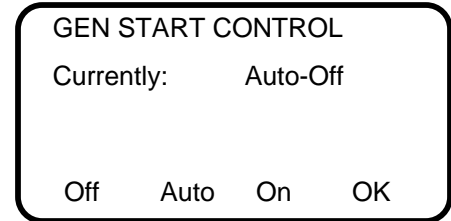
To turn generator off: Press the button under "Off."

AC IN



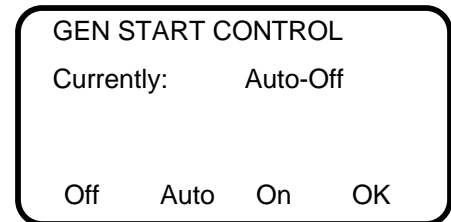
To turn generator on: Press the button under "ON."

AC IN



To put generator in Automatic mode: Press the button under "Auto."

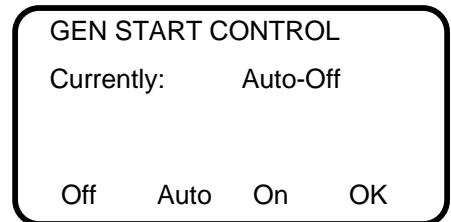
AC IN



To RESET the generator control:

- Press the button Under "Off."
- Put the generator in the mode you want, usually AUTO.

AC IN



Note: If "AGSERR" is ever seen on the screen, turn Generator Start Control "Off" and find out why generator failed to start.